

# Genie® Z®-60 DC & Z-60 FE

## Specifications

Models	Z-60 DC & Z-60 FE	
Measurements	US	Metric
Working height max. <sup>(1)</sup>	65 ft 7 in	20.16 m
Platform height max.	59 ft 7 in	18.16 m
Horizontal reach max.	36 ft 7 in	11.15 m
Up and over clearance max.	24 ft 3 in	7.39 m
<b>A</b> Platform length (8 ft/6 ft)	3 ft/2 ft 6 in	0.91 m/0.76 m
<b>B</b> Platform width (8 ft/6 ft)	8 ft/6 ft	2.44 m/1.83 m
<b>C</b> Height - stowed (tires)	8 ft 4 in	2.54 m
<b>C</b> Height - storage/transport (jib tucked under) (tires)	8 ft 7 in	2.62 m
<b>D</b> Length - stowed (tires)	26 ft 9 in	8.15 m
<b>E</b> Width (tires)	8 ft 2 in	2.49 m
<b>F</b> Wheelbase	8 ft 2 in	2.49 m
<b>G</b> Ground clearance - center (tires)	1 ft 1 in	0.33 m

## Productivity

Lift capacity max. - unrestricted	500 lb	227 kg
Platform rotation	160°	
Jib boom length	5 ft	1.52 m
Vertical jib rotation	135°	
Turntable rotation	355°	
Drive speed - stowed (tires) <sup>(2)</sup>	4.0 mph	6.44 km/h
Drive speed - raised (tires)	0.68 mph	1.1 km/h
Gradeability - stowed <sup>(2)</sup>	45%	
Tilt sensor activation (front to back/side to side)	2.5° / 4.5°	
Turning radius - inside/outside (tires)	8 ft 3 in/18 ft 8 in	2.51 m/5.69 m
Tires	355/55 D625	

## Power

Drive system	34V 3-Phase AC
Battery Pack, DC	48V DC (8×6V), 390Ah, FLA
Battery Pack, FE	48V DC (8×6V), 415Ah, AGM    48V DC (8×6V), 415Ah, AGM
AC generator, FE	24.8 HP (18.5 kW) Kubota Diesel D1105
Auxiliary power unit	12V DC
Hydraulic tank capacity	18 gal    68.14 L
Fuel tank capacity	17 gal    64 L

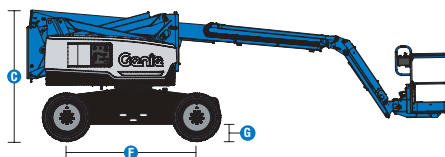
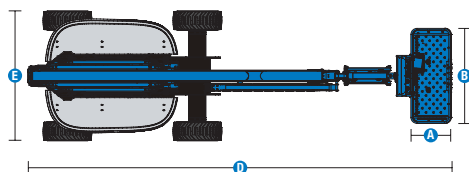
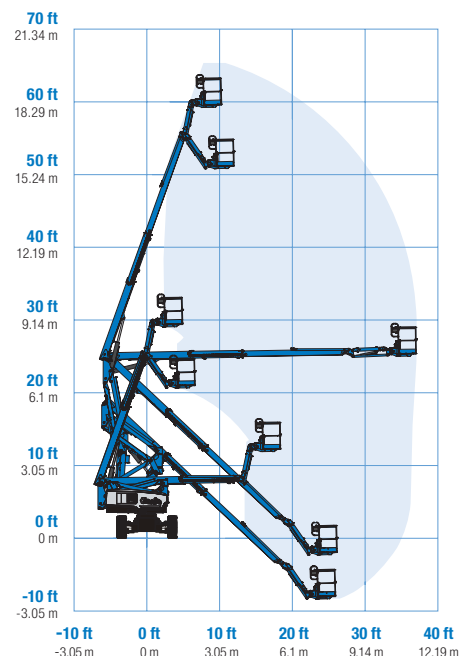
## Weight<sup>(3)</sup> and Floor Loading<sup>(4)</sup>

Weight, DC	16,600 lb	7,530 kg
Weight, FE	17,100 lb	7,756 kg
Tire contact pressure	70 psi	483 kPa
Occupied floor pressure (tires)	180 psf	8.62 kPa

## Sound and Vibration Levels

Sound Pressure level (ground workstation)	70 dBA (DC)/77 dBA (FE)
Sound Pressure level (platform workstation)	70 dBA (DC)/72 dBA (FE)
Vibrations	1.81 ft/s <sup>2</sup> 0.55 m/s <sup>2</sup>

## Range of motion Z-60 DC & FE



(1) The metric equivalent of working height adds 2 m to platform height. The imperial equivalent adds 6 ft to platform height.

(2) Gradeability applies to driving on slopes and may vary depending on options and machine configurations. See operator's manual for details regarding slope ratings.

(3) Weight refers to standard configuration and may vary depending on options and/or country standards.

(4) Floor loading information is approximate and may vary depending on options and machine configurations. It should be used only with adequate safety factors.

# Genie® Z®-60 DC & Z-60 FE

## SKU: Standard Model

- Z-60 DC, DC Power, 4WD\*
- **Z60FE001AE0002**: Z-60 FE Hybrid, 4WD

\* Build to Order

Option availability		S	S+	BtO
Power	Standard FLA battery	✓	✓	✓
	AGM Maintenance-free batteries		○	○
	Power inverter, 2KW, 120V/60Hz		○	○
	Low voltage interrupt (LVI) with battery charge indicator (BCI)	✓	✓	✓
Platform	6ft/1.83m dual-entry platform with side swing gate	✓	✓	✓
	8ft/2.44m tri-entry platform with side swing gate			○
	Dual axis joystick steering	✓	✓	✓
	Thumb rocker steering			○
	Air line to platform			○
	Aircraft protection kit			○
	Control box covers		○	○
	Lift Guard Full Mesh panels			○
	Lift Guard Half Mesh panels			○
	Light Package: drive and work lights		○	○
	Platform auxiliary top rail			○
	AC Power cord to platform	✓	✓	✓
	Drive enable system	✓	✓	✓
	Horn	✓	✓	✓
	LCD display	✓	✓	✓
	Lift Guard Contact Alarm	✓	✓	✓
	Lift Tools Work Tray	✓	✓	✓
	Platform load sense system	✓	✓	✓
	Proportional controls	✓	✓	✓
	Self-leveling platform	✓	✓	✓
	Travel alarm package: flashing beacons, descent, travel and tilt alarms	✓	✓	✓
Chassis	Lift Connect Telematics	✓	✓	✓
	Lift Connect with Access Manager upgrade		○	○
	Biodegradable hydraulic oil			○
	Cold weather hydraulic oil			○
	Fire resistant hydraulic oil			○
	Rough terrain, foam-filled, non-marking tires (water based)	✓	✓	✓
	Rough terrain, foam-filled tires (petroleum based)		○	○
	Rough terrain, foam-filled tires (water based)		○	○
	Hostile environment kit			○
	Tow package			○
	Active oscillating axle	✓	✓	✓
	Chassis tilt drive function cut-out	✓	✓	✓
	Dual front wheel sealed AC electric drive motors	✓	✓	✓
	Dual parallelogram lift linkage	✓	✓	✓
	Electric brake release	✓	✓	✓
	Hour meter	✓	✓	✓
	On-board diagnostic system	✓	✓	✓

AGM batteries standard on FE hybrid

- S Standard
- S+ Standard +
- BtO Build to Order
- ✓ Standard Features
- Options



Indoor & Outdoor  
Boom



Rugged  
Terrainability



Low Noise,  
Low Emissions



## Genie Genuine Accessories<sup>(1)</sup>

- Lift Tools Productivity Tools
- Lift Connect Telematics
- Tech Pro Link Handheld Device

(1) More accessories available from Genie Genuine Parts.

Product specifications are subject to change without notice or obligation. Photographs and/or drawings herein are for illustrative purposes only. Refer to the appropriate Operator's Manual for instructions on proper equipment use. Failure to follow instructions in the Operator's Manual may result in serious injury or death. The only warranty applicable to our equipment is the standard written warranty applicable to the particular product and sale and we make no other warranty, express or implied. Products and services listed may be trademarks, service marks or trade names of Terex Corporation and/or their subsidiaries in the USA and many other countries. Terex, Genie, Quality By Design, Xtra Capacity, Lift Power, Lift Guard, Lift Tools, Lift Connect and Tech Pro Link are registered trademarks of Terex Corporation or its subsidiaries.

Updated 11/21

**Genie®**  
A TEREX BRAND

© 2021 Terex Corporation

**QUALITY** BY DESIGN